

Newburgh Primary School Transition

Welcome to Year 6

Meet the staff



Miss Solway – 6LS

Class teacher for 5CW



Mr Cunningham – 6RC

Class teacher for 5HR

Our focus this year

Week commencing Monday 10th May 2027

In 2027, Year 6 pupils will sit SATs tests in **Reading**, **Maths** (arithmetic and reasoning), and **Grammar, Punctuation and Spelling (GPS)**.

The **Maths tests** include three papers:

- One arithmetic (30 minutes)
- Two reasoning papers (40 minutes each), covering number, fractions, algebra, geometry, measurement and statistics.

The **Reading test** is a single 60-minute paper with questions based on three texts, assessing comprehension, vocabulary and inference.

The **GPS test** consists of a 45-minute grammar and punctuation paper and a 20-word spelling test.

Writing moderation – In the summer of Year 6, all of the children's writing is moderated to gain a score of WTS, EXP or GD.

All tests are externally marked, and results are reported using **scaled scores**, with 100 being the expected standard.

Attendance



Newburgh
Primary School

MISS SCHOOL, MISS OUT!

Every lesson counts. Small absences = **big gaps in learning.**



OUR VALUES



NURTURE

We care for each other and our school community.



PERFORM

We work hard and challenge ourselves to be our best.



SUCCEED

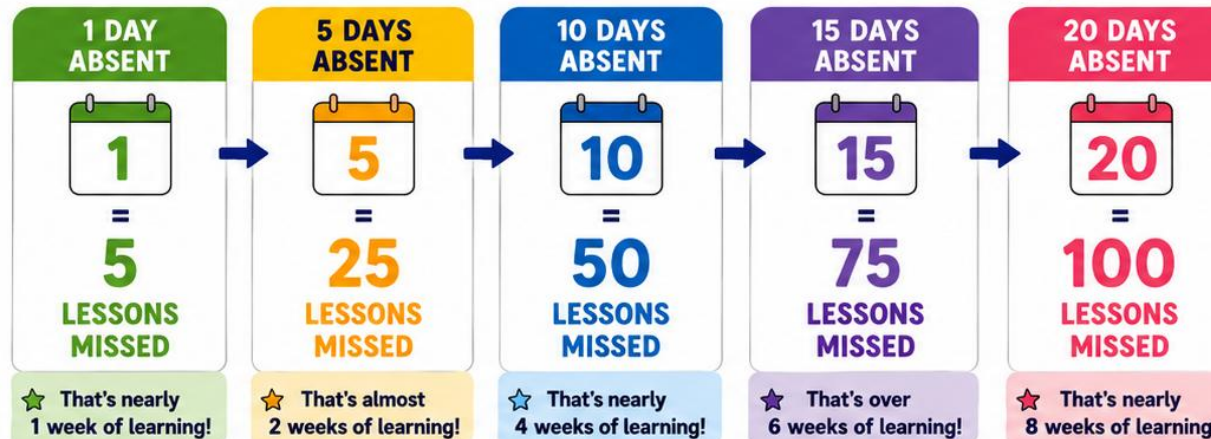
We aim high and celebrate our achievements.



Together, we make Newburgh a place where everyone can

Nurture, Perform, Succeed.

HOW MANY LESSONS WILL YOU MISS?



BE HERE.
LEARN MORE.
ACHIEVE MORE!

ATTEND TODAY, ACHIEVE TOMORROW!

★ Be in school. ★ Be on time. ★ Be ready to learn. ★





Newburgh
Primary School

PHONES AWAY, LEARNING EVERY DAY!

Helping our children to Nurture • Perform • Succeed



WHY ARE WE A PHONE-FREE SCHOOL?



MORE LEARNING

Every moment in school is an opportunity to learn without distractions.



BETTER WELLBEING

Less screen time means more time for:

- Playing with friends
- Being active
- Talking and laughing together
- Developing healthy sleep habits



KEEPING CHILDREN SAFE

Research tells us:

- 1 in 5 children experience online bullying.
- Many children see upsetting content online.
- Not every child tells an adult when something worries them.



At Newburgh Primary School we teach children how to stay safe online and encourage them to speak to trusted adults.



OUR MOBILE PHONE EXPECTATIONS

If your child needs to bring a mobile phone to school:



It must be handed into the school office on arrival.



It will be stored safely during the school day.



It will be returned at home time.



Phones and devices must not be used anywhere on the school site.



Phones are not used on educational visits or residential trips.



Children bringing a phone must have parental permission and a signed Mobile Phone Agreement.

WORKING TOGETHER

PARTNERSHIP WITH PARENTS

Research shows that high screen time outside of school can impact children's wellbeing by reducing time for positive activities like socialising, exercise and getting a good night's sleep.

Newburgh Primary School will work with parents and families to support healthy screen time habits at home.



DID YOU KNOW?

31% of children aged 8 to 9 have seen something "worrying or nasty" online

Only 65% of children aged 8 to 9 would "always tell" someone."

(Ofcom 2025)

TOGETHER WE ♥ NURTURE • PERFORM • SUCCEED ☆



Thank you for supporting Newburgh Primary School in creating a safe, happy and focused learning environment for every child.

School Uniform

White polo shirt

Black school trousers (not leggings), shorts, skirts, or pinafores.

Newburgh sweatshirt or cardigan – with our school logo

Black shoes (flat sole / low heels) – NO trainers or boots

Black / white socks/grey or black tights

Plain blue/ black head scarf for religious reasons



PE Uniform

Plain white T-shirt

Black shorts/ jogging bottoms/leggings

Black hoody- plain with no logos

Black or white socks

Trainers



Swimming

We ask that the children wear a one-piece swimming costume or trunks and swimming hat.

They are not permitted in the pool with leisure shorts or earrings for health and safety reasons.

Children often benefit from a set of swimming goggles.

Expectations

All children should come to school with the following:

Named water bottle

Bookbag or small backpack

Named lunchbox (If packed lunch)

Named coat or jacket

All equipment will be provided; however, if you would like to provide equipment, it should be in a small pencil case that can fit in a desk tray.

All uniforms should be named.

Our Curriculum

In Year 6, we offer the children a broad and balanced curriculum.

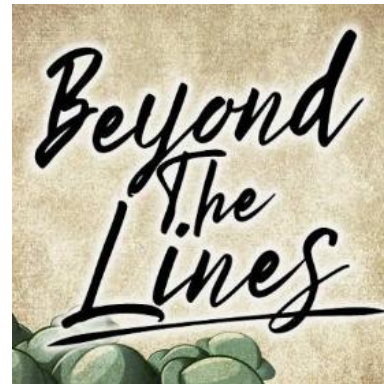

We immerse the children in activities which will support their learning.

Throughout Year 6, our aim is to prepare children for Secondary School.

English

Year 6 Core Texts

Autumn 1	Autumn 2	Spring 1	Spring 2	Summer 1	Summer 2
Final Year	Fuzzy Mud	Letters From The Lighthouse	Beyond The Lines Everest	Everest	Shakespeare



Maths

	Week 1	Week 2	Week 3	Week 4	Week 5	Week 6	Week 7	Week 8	Week 9	Week 10	Week 11	Week 12
Autumn	<p>Number</p> <hr/> <p>Place value</p> <p>VIEW</p>	<p><i>Free trial</i></p>	<p>Number</p> <hr/> <p>Addition, subtraction, multiplication and division</p> <p>VIEW</p>				<p>Number</p> <hr/> <p>Fractions A</p> <p>VIEW</p>	<p>Number</p> <hr/> <p>Fractions B</p> <p>VIEW</p>	<p>Measurement</p> <hr/> <p>Converting units</p> <p>VIEW</p>			
Spring	<p>Number</p> <hr/> <p>Ratio</p> <p>VIEW</p>	<p>Number</p> <hr/> <p>Algebra</p> <p>VIEW</p>	<p>Number</p> <hr/> <p>Decimals</p> <p>VIEW</p>	<p>Number</p> <hr/> <p>Fractions, decimals and percentages</p> <p>VIEW</p>	<p>Measurement</p> <hr/> <p>Area, perimeter and volume</p> <p>VIEW</p>	<p>Statistics</p> <p>VIEW</p>						
Summer	<p>Geometry</p> <hr/> <p>Shape</p> <p>VIEW</p>	<p>Geometry</p> <hr/> <p>Position and direction</p> <p>VIEW</p>	<p>Themed projects, consolidation and problem solving</p> <p>VIEW</p>									

Science

Electricity	Light	Living things and their habitats	Evolution and inheritance	Animals including humans
-------------	-------	----------------------------------	---------------------------	--------------------------



History and Geography



History

What can the census tell us about local areas?

Examining how census records can help historians understand the past by making inferences about people's lives in different time periods.

(7 lessons)

[View unit >](#)



History

What was the impact of World War 2 on the people of Britain?

Learning about the impact of World War 2 on Britain by exploring its causes and the experiences of people during the conflict.

(6 lessons)

[View unit >](#)



Geography

Why does population change?

Examining global population patterns by investigating why some places are more densely populated than others.

(6 lessons)

[View unit >](#)



Geography

Where does our energy come from?

Investigating how natural resources and energy are used in the UK and the USA as well as developing an understanding of global time zones.

(7 lessons)

[View unit >](#)



Geography

Can I carry out an independent fieldwork enquiry?

Applying geographical enquiry skills by investigating an issue in the local area.

(6 lessons)

[View unit >](#)

Example Timetable

	8:45-8:55	9:00-10:00	10:00-10:15	10:15-10:30	10:30-11:00	11:00-12:00	12:00-1:00	1:00-1:15	1:15-2:15	2:15-3:15
Monday	Registration/ Flashback 4	Maths	Assembly	Break	Reading	English	Lunch	Spelling	History	History
Tuesday		Maths			Reading	English		Spelling	PE	Music/MFL
Wednesday		Maths			Reading	English		Spelling	Science	Science
Thursday		Maths			Reading	English		Spelling	RE	Art
Friday		Swimming			Swimming	Maths/English		Spelling	Computing	PSHE

Homework

How can you support your child at home?

Maths - Tuesday

Online maths.co.uk – Children will be set 1 piece per week, which will reinforce current learning. 15 minutes.

English – Released on a Thursday

SPAG – Online spag.com – set the same as maths.

Topic – Due on a Thursday

At the start of each half-term, children will be given a topic homework menu. They will have to complete a set number of tasks over the term.

Spellings

At the start of each term, children will receive a list of spellings for that term.

Reading

Learning with parents. Three times a week. Teachers will check weekly.

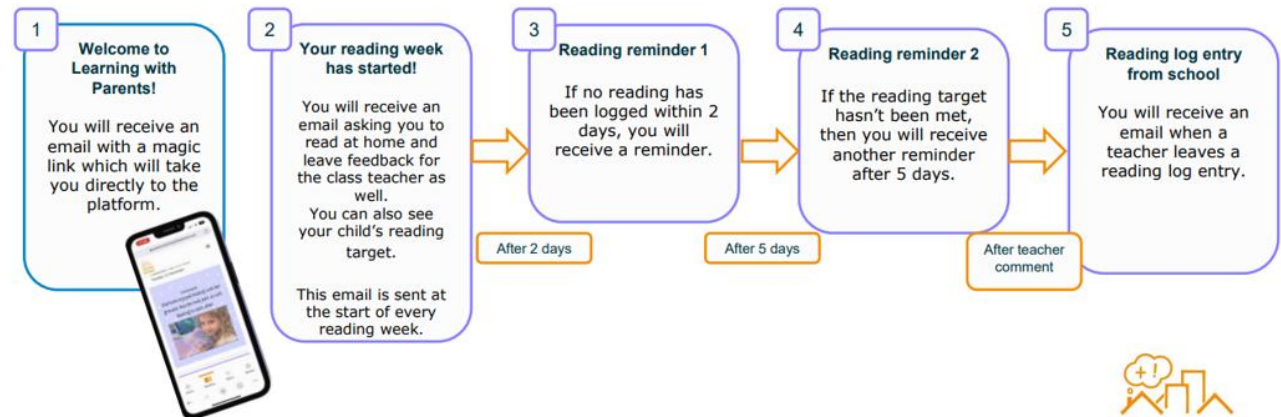
All logins to be given to the children in September.

Spellings and Reading

Year 6 Spellings A (Autumn 2)

Week 1	Week 2	Week 3	Week 4	Week 5	Week 6
Year 6 Challenge Words 7	Year 6 Challenge Words 8	Year 6 Challenge Words 9	Year 6 Challenge Words 10	Words with the short vowel sound /ɪ/ sound spelled 'y'	Words with the long vowel sound /aɪ/ sound spelled 'y'
Ancient	Apparent	Appreciate	Attached	Antonym	Apply
Cemetery	Committee	Communicate	Community	Crystal	Hygiene
Criticise	Curiosity	Definite	Desperate	Lyrics	Hyphen
Equipped	Especially	Exaggerate	Excellent	Mystery	Identify
Government	Guarantee	Harass	Hindrance	Oxygen	Multiply
Leisure	Lightning	Marvellous	Mischievous	Rhythm	Occupy
Opportunity	Parliament	Persuade	Physical	Symbol	Python
Recognise	Recommend	Relevant	Restaurant	Symptom	Recycle
Sincerely	Soldier	Stomach	Sufficient	System	Rhyme
Variety	Vegetable	Vehicle	Yacht	Typical	Supply

Parent notifications – Digital Reading Log



Topic

Autumn Term Home Learning – World War II

Between now and the end of the Autumn Term (Christmas), we expect children to complete at least one of these activities each week. There are 20 options and we expect **14** to be completed.

Make a WWII recipe using WWII rations

Design, make and decorate a WWII style paper airplane (will it fly?)

Write a WWII message using Morse code

Research the life of a Anne Frank. What rights do you have today that she did not?

Get ideas from the speeches of Winston Churchill and write a speech to rally the nation or celebrate victory

Create a presentation on the D-Day landings

Imagine you are a WWII soldier, sailor or pilot and write a poem about your experiences

Create a piece of Art depicting Operation Dynamo

Research British currency in WWII and compare it to British currency today

Design (and possibly make) a periscope which could be used during combat in WWII. Must be an improvement on the ones made in class.

Research your family Tree and relatives that lived during WWII.

Read WWII texts such as: Goodnight Mister Tom, Adolphus Tips, The Elephant in the Garden, Carrie's War or one you know of or find yourself

Create a timeline of events that occurred in World War 2.

Imagine you are an evacuee. Write a postcard home explaining what has happened to you.

Research what the blackout was and the effect it had on people? What would you have invented to combat this problem?

Visit and write about a WWII site of interest

Design and carry an experiment on which shapes parachute would work best. Remember to obey fair scientific test rules.

Research what school life was like for children who were living during WWII.

Write instructions or advice during an air raid.

Make do and Mend! Can you use something old to create something new.

Residential

Year 6 residential takes place at Redridge in Wales.

The trip takes place in the month of May.

Children leave school on a Monday and arrive back on a Friday.

A meeting will be held in September to go over all of the details for this trip.



Communication

All communications will come through the office on E-Schools messages

After school, a short chat on the playground

Meeting by appointment

Look out for any other information on the weekly newsletter and calendar on our school website

Are there any questions?